


POWERLOAD

TERMINAL LOAD RACK CONTROLLER




TECHNOLOGY AT YOUR FINGERTIPS

POWERLOAD

EASY TO USE

- 15 inch Touch Screen
- Graphical Interface
- Configurable Prompts and List Box



EASY TO MAINTAIN

- Remote Diagnostics
- Internet Accessible
- Built-in Diagnostic Screens
- Easy to download program updates

EASY TO CONFIGURE

- Easy to read configuration screens
- Automated Profiling
- Can be configured remotely
- Configuration can be downloaded from Host System

GENERAL ATOMIC ELECTRONIC SYSTEMS LRC3000: File Maintenance

SPOTS	PRODUCTS	RECIPES	ADDITIVE PRODUCTS	ADDITIVE CONTROL POINT
PUMPS	PUMP CONTROL GROUPS	TEMPERATURE PROBES	COMPONENT CONTROL POINT (METER)	RECIPES CONTROL POINT (METER)
CARD	PASSWORD	INITIALIZE ADIUT	CALCULATE	Return To MAIN

CONFIGURABLE ITEMS FOR LRC3000

TERMINAL NAME YOUR SITE NAME HERE	MAXIMUM NUMBER OF SPOTS 01	MINIMUM PRESET QUANTITY 01
TERMINAL ADDRESS YOUR SITE ADDRESS HERE	MAXIMUM NUMBER OF METERS 01	SPOT IS SENSITIVE <input type="checkbox"/>
	MAXIMUM PUMP CONTROL GROUPS 01	TRUCKS REQUIRED <input type="checkbox"/>
	MAXIMUM NUMBER OF PROBES 01	TRUCKS BY PRESET <input type="checkbox"/>
	GLOBAL TEMPERATURE SAMPLE RATE LOWER	START TRAIL ENABLED <input type="checkbox"/>
	TEMPERATURE CALIBRATION POINT UPPER	CARD BEARER ENABLED <input type="checkbox"/>
	TEMPERATURE CALIBRATION POINT LOWER	METER <input type="checkbox"/> STANDARD

SHUTDOWN LRC RE-BOOT LRC

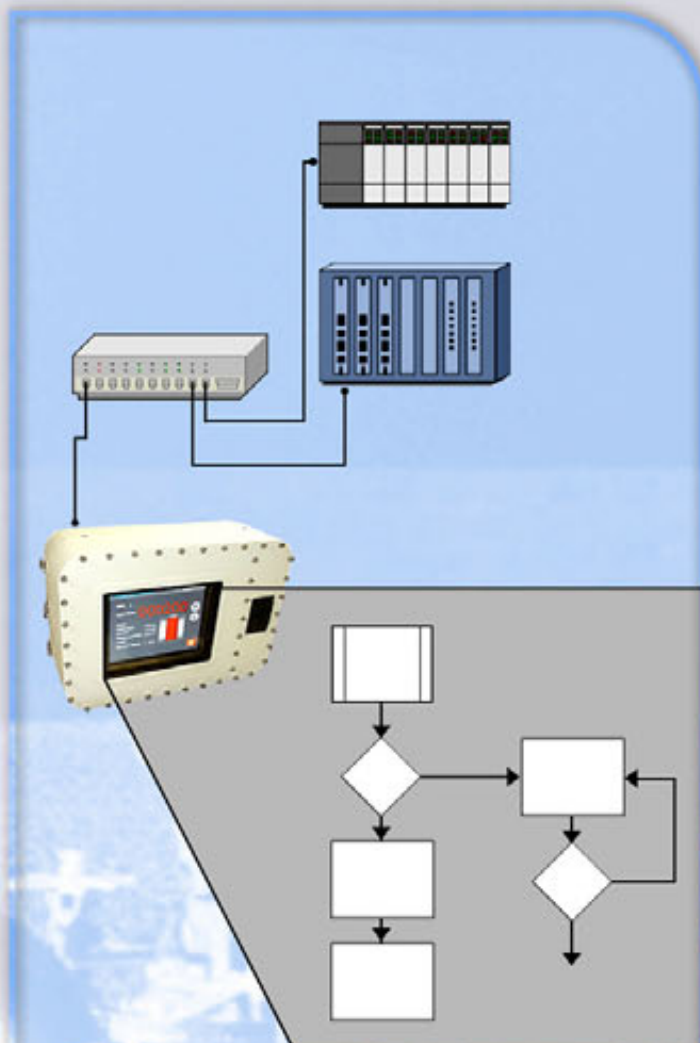
PRESET FEATURES

- Control up to 12 loading arms
- Ratio and Sequential blending
- Unlimited additive control points per arm
- 6 Component blending per arm
- Pump group staging control
- Automatic temperature compensation
- Multiple valve types supported
- Open Communication Interface (OPC) via Ethernet
- Stand alone capabilities
- Magnetic/Proximity Card Reader Identification System (optional)
- Explosion Proof Enclosure
- Scalable I/O
- 8 field configurable permissive status inputs per arm (Swing arm status, side select switch, etc.)
- 8 field configurable permissive status inputs per spot (Ground, vapor, overfill, etc.)
- Off the shelf hardware
- Certified for NIST, CSA, OIML R-117



IDEAL FOR CUSTOM APPLICATIONS

- Approved for hazardous locations
- Embedded OPC Interface
- Easy to customize graphics
- Customize control processes to meet your specific custom requirements



TRUE DISTRIBUTED CONTROL SYSTEM

- Cost effective for smaller applications
- Locate I/O where needed
- Expandable
- View status and troubleshoot from virtually anywhere via WAN or Internet

POWERLOAD

TERMINAL LOAD RACK CONTROLLER



INNOVATIVE SOLUTIONS
PROVEN TECHNOLOGY
FLEXIBLE APPLICATIONS

POWERLOAD SPECIFICATIONS

ELECTRICAL INPUTS

Power Supply Required:

100-240 VAC 50 to 60 Hz

Meter Pulse Input:

DC sink/source inputs, 9-30 VDC.

Level "B" or single channel high speed input up to 100kHz

Temperature Probe:

Type Pt100: -328/1562°F, 16Bit resolution, 200µA RTD excitation current, differential input type, ±.01°C typical linearity error

DC Status Inputs:

20-28VDC (sink source) voltage range, 6mA @ 24VDC per input

OFF voltage level=7VDC maximum

ON voltage level=19VDC minimum

3.9 KΩ Input impedance

ON-OFF response 3 to 9ms

ELECTRICAL OUTPUTS

AC/DC Relay Outputs:

12-28VDC, 12-250 VAC 7A, 47 to 63Hz

Communications:

10BaseT Ethernet, 10Mbps, TCP/IP or IPX communications Ethernet protocols

Fiber optic 10 BaseFL Ethernet 10Mbps, TCP/IP or IPX communications Ethernet protocols

Approvals:

CSA

C-US 160603

CLASS I, DIV 1, Group D; T4A with Intrinsically Safe Card Reader

Max Ambient Temperature: 50°C

KEMA

CE 0344

KEMA 06ATEX0074 X

II 2 G EEx d (Ib) IIA T4

-20°C to 40°C

ILTA PATRON

HEADQUARTERS

GENERAL ATOMICS ELECTRONIC SYSTEMS, INC.
4949 Greencraig Lane
San Diego, CA 92123
ph: (858) 522-8360 • fax: (858) 522-8339
email: tapsales@ga-esi.com

SOUTH AMERICAN SALES OFFICE

SEI ARGENTINA
Pedro Goyena 2012, Olivos,
Pcia. de Buenos Aires (1636)
ph: 54 11 4796 2659
fax: 54 11 4796 2659

FOR LOCAL SALES/SUPPORT VISIT www.ga-esi.com/tap